

NEW LIFE JACKET LABELS AT A GLANCE



- Off shore waters with waves
- Longer time to wait for rescue
- Will turn most people from a face down position and hold them in a safe position with no additional action by the user to maintain the position
- **Provides legacy Type I performance**



- Calm or sheltered waters
- Some time to wait for rescue
- Will turn most people from a face down position
- **Provides legacy Type I performance**



- Calm or sheltered waters
- Close to shore, or help is near to hand
- Will turn most people from a face down position
- **Provides legacy Type II performance**



- Calm or sheltered waters
- Close to shore, or help is near to hand
- **Provides legacy Type III performance**




- For smooth and partially smooth waters
- Intended for use by strong swimmers who are near to bank or shore, or have help and a means of rescue close at hand


NEW LIFE JACKET LABELS AT A GLANCE


ADULT UNIVERSAL


User Weight: >41 kg (>90 lbs)
Chest Size: 76-132 cm (30-52 in.)


70

















• Drowning hazard if not worn.
 • Must be fastened and properly adjusted to float the wearer.

 Choose and wear the device which fits you and your activity, visit www.XXXXX.com.
 Read and keep the owner's manual and tags for info on wear, and care.

Size

Turn Ability

Warnings

Approvals

Company Name
Company Address
Company website if available
Indication of Country of Origin
USCG Approved 160.064/XXXXX
UL 1123 TYPE XX

Model: XXXX
Lot No. XXXX

Approval conditions state that this device must be worn to be counted as equipment required by vessels meeting Transport Canada or USCG regulations.






Lab
Certification
Mark

Certifying Lab
Identification
and address

Use:
Fasten all closures and adjust for a snug fit.

Inspection:
Inspect your life vest before each outing. Do not use if your life vest shows signs of weathering, damage, or rot.

Care and Storage:
Dry thoroughly after each outing.
Store in a dry, cool place out of direct sunlight.








Directions & Care


su2083c

LEVEL ICONS


70



100



150



←


Near Shore (Calm)

→


Offshore (Waves)

Increasing Time To Rescue

TURN ABILITY ICONS




No Turn




Turns Most


WARNING ICONS




Water Skiing



Towing & Towed Uses



Personal Watercraft



White Water Paddling